



Temperature Probes LP series-1

Extra Heavy Duty Design
Integral High Impact Thermoplastic Handle
Available in All Thermocouples and RTD
Calibrations
All Probes are Provided with a Miniature
Quick Connector



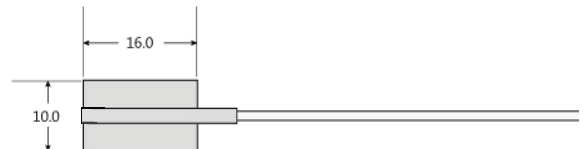
GENERAL TYPE

GP-01



$\phi 2.8 \times 60\text{mm}$ -20~250°C

GP-02 Surface attached type



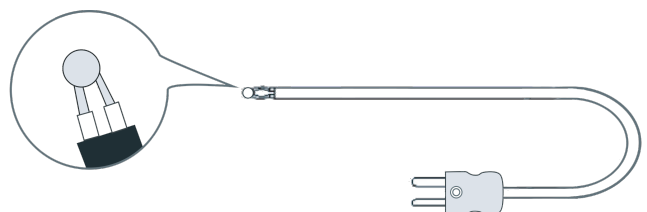

t=1.0
-40~250°C

GP-02-PS Surface attached with screw mounting



t=1.5
-40~250°C


GP-03



-50~250°C


※ The cable length and Temperature ranges can be specified.

GP-03M

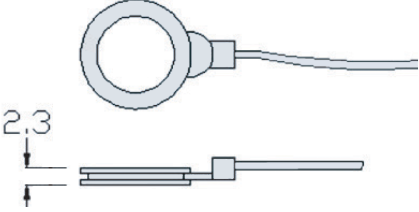



cable length and temperature range can be customized

GP-04 Sensor ring size specifiable



ø15×ø10.5




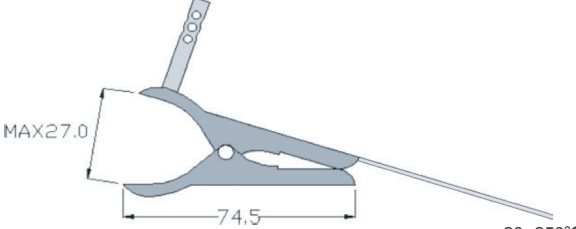
-20~200°C

GP-05 Clip type




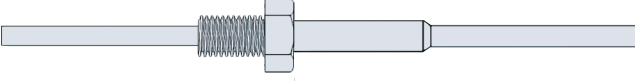

-20~250°C

GP-05-LS



-20~250°C

GP-06 Screw type

-40~220°C

GP-11 Extension Cable (Length specifiable)

0~65°C

※ L mm = 150mm For standsrd.
 ※ The cable length and Temperature ranges can be specified.